

多模態教學策略

Multimodality

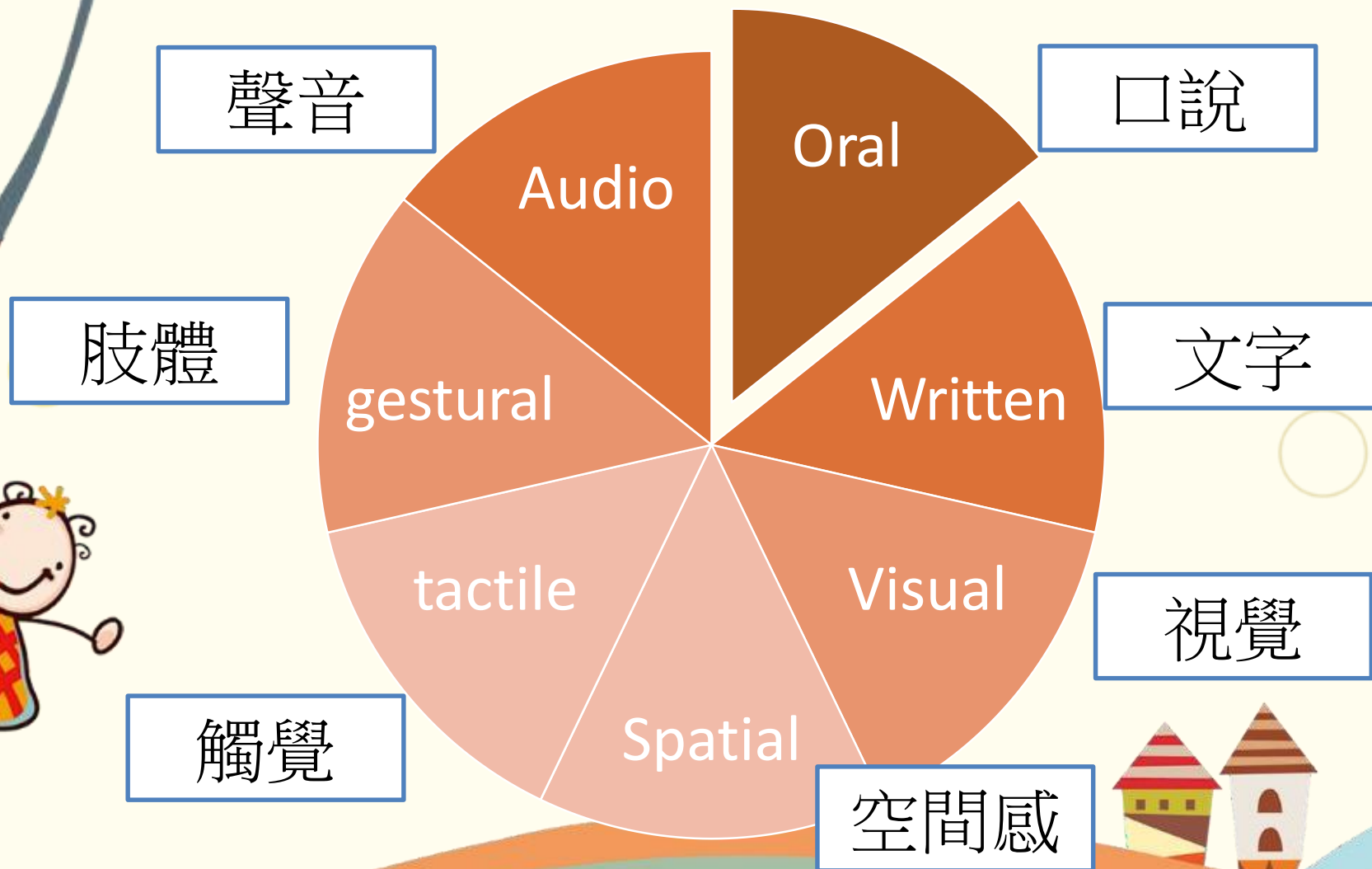
分享者：王佩蘭



Synesthesia 共感覺、通感或聯感

Synesthesia is when your brain routes sensory information through multiple unrelated senses, causing you to experience more than one sense simultaneously. Some examples include tasting words or linking colors to numbers and letters. It's not a medical condition, and many people find it useful to help them learn and remember information.

Synesthesia 共感覺、通感或聯感



Task: How many **sensory information** in this story?



[Mult](#)

[Story online](#)

<https://storylineonline.net/books/kissing-hand/>

Meaning Making for Communication

A colorful illustration of a tree with a child climbing it, and a landscape with rolling hills and houses. The tree is on the left, with a child climbing it. The landscape is at the bottom, with rolling hills and houses. The title 'Meaning Making for Communication' is at the top.

Written Mode

The logic of
succession in time
temporal and
sequential

Image Mode

The logic of display
in space spatial and
non sequential

Let's see the children book



Let's see the children book

The screenshot shows a digital book page with a blue header and a white main area. On the left, there is a photograph of an elephant swimming in water. On the right, the text reads "But do you know elephants swim too?". Below the text, there is a speaker icon and the word "English". At the bottom left, it says "Sponsored by Unite for Literacy". The browser's address bar shows "BookId=1288".

Written mode

Visual mode

Audio mode

Task: How many modes in this story?



Why Multimodality?

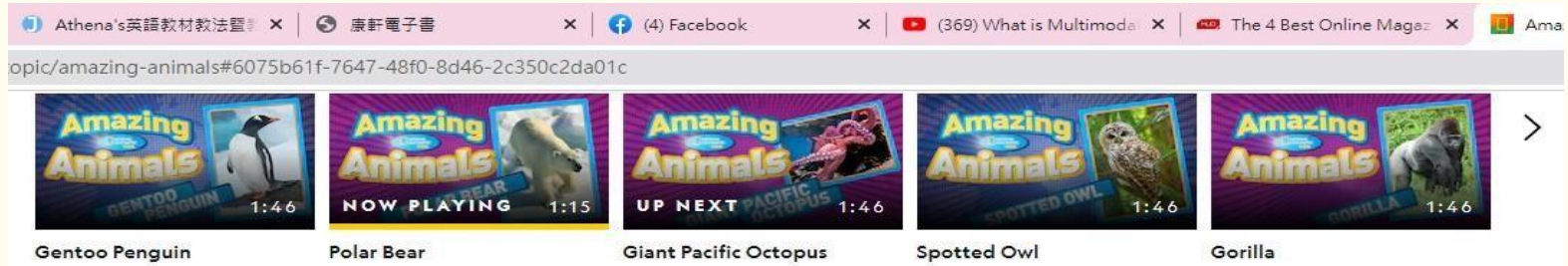
Help to reinforce

knowledge, understanding and learning.

The more ways the same information is delivered.

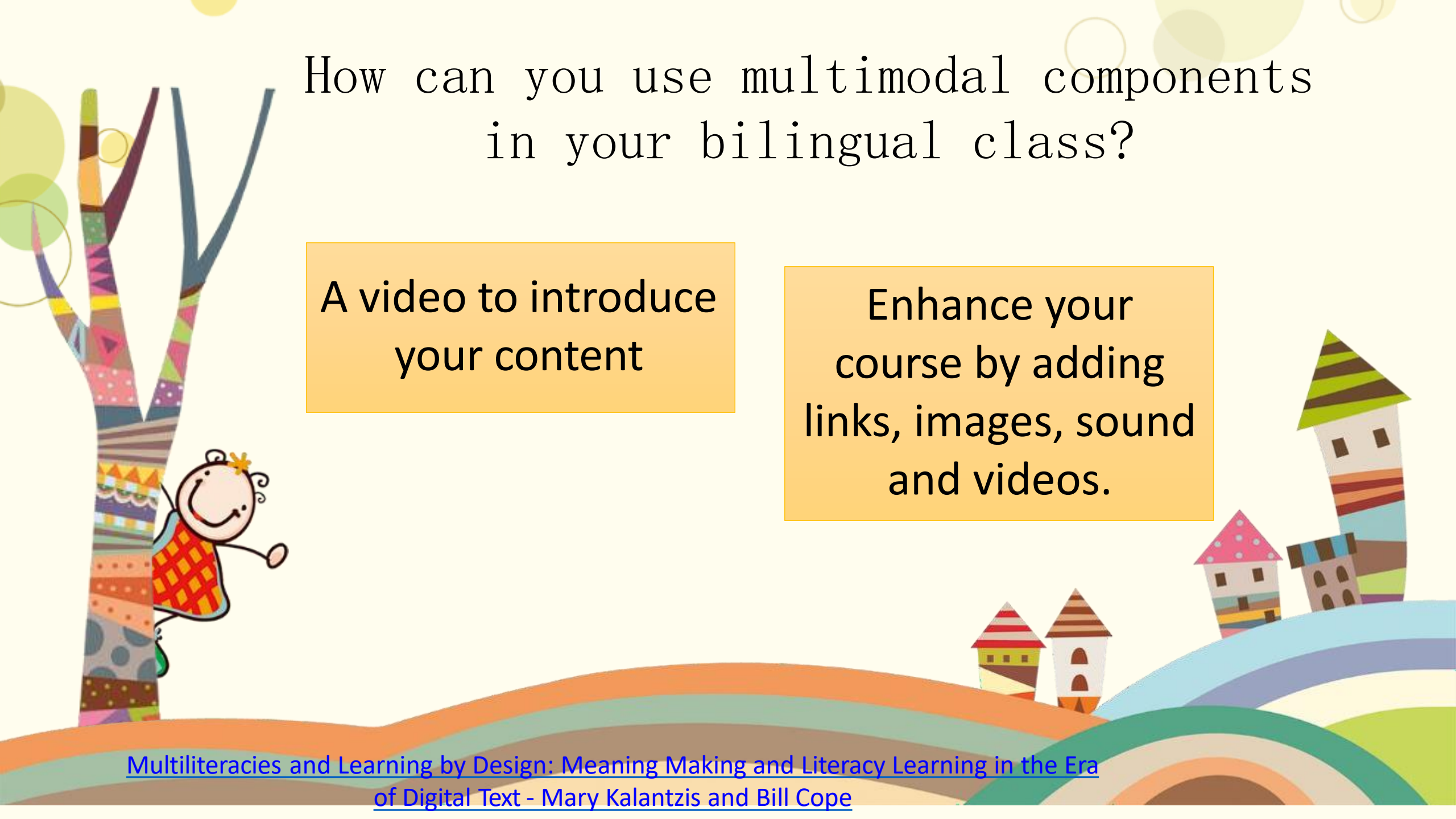
The stronger the memory will likely be.

Task: How many modes in this movie?



<https://kids.nationalgeographic.com/videos/topic/amazing-animals#6075b61f-7647-48f0-8d46-2c350c2da01c>



The background features a vibrant, stylized illustration. On the left, a tree with a trunk decorated in various patterns and colors (purple, green, yellow, red) has a child climbing it. The child is wearing a red and orange checkered dress and has a yellow flower in their hair. To the right, there are rolling hills in shades of orange, green, and blue, with several colorful houses or towers. The houses have different roof colors like pink, brown, and green, and are decorated with patterns. The overall style is whimsical and child-friendly.

How can you use multimodal components
in your bilingual class?

A video to introduce
your content

Enhance your
course by adding
links, images, sound
and videos.

The language used in an English language classroom as part of the main content which students must learn

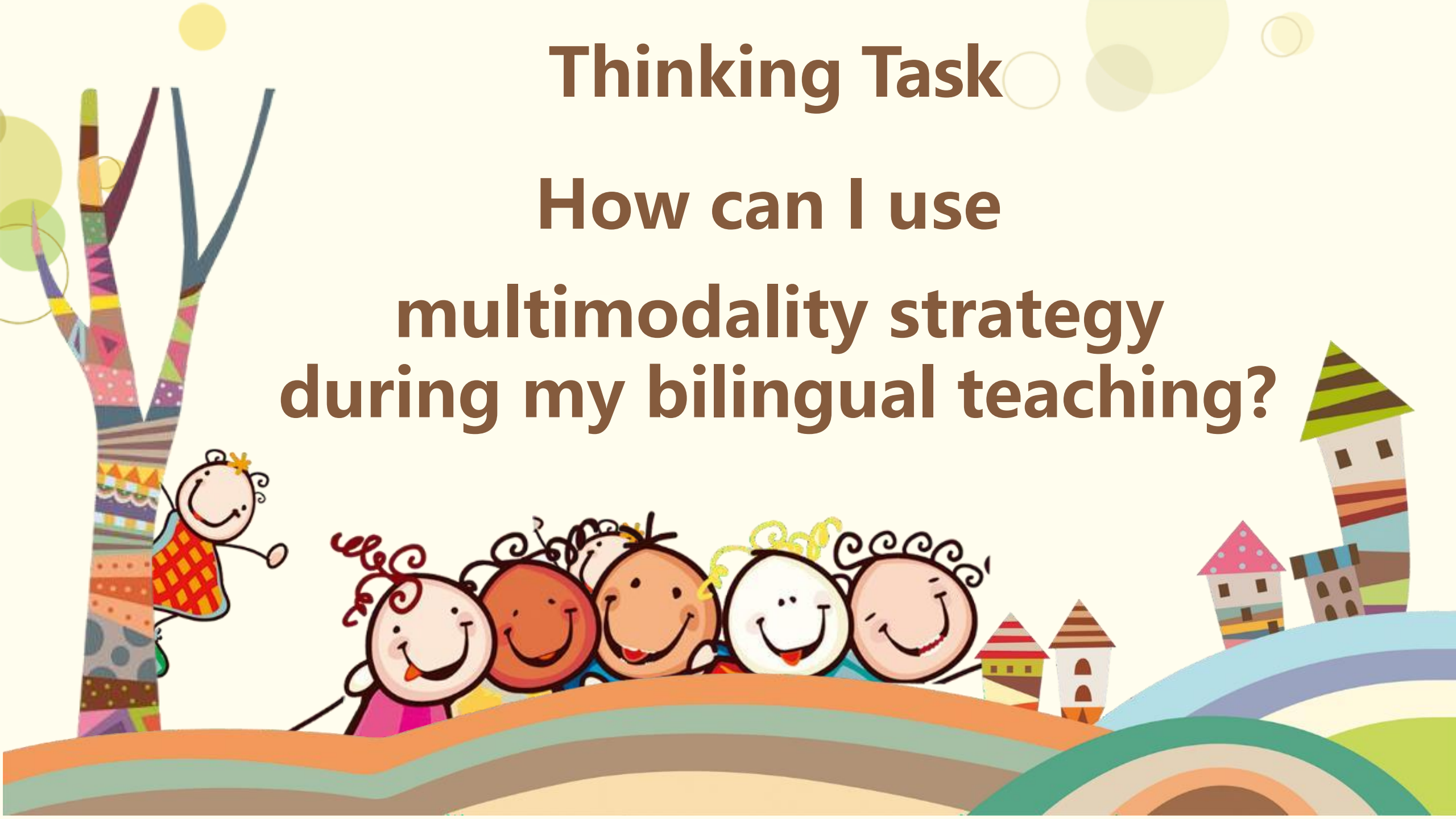
Target Language

English skills, subject knowledge and content.



Thinking Task

How can I use
multimodality strategy
during my bilingual teaching?



Thinking Task

Step 1

**Confirm the teaching goal
What do you teach?**



一起進行「顏色聯想」遊戲，想一想，這些顏色會讓你想到什麼特定的物品？

Colors connect with the things in life

顏色聯想

現在開始紅色的聯想。

過年期間，好多人都會穿紅色的衣服。

春聯。
實景圖照

紅包。

鞭炮。

消防車。
實景圖照

實景圖照
紅色郵筒。

實景圖照
滅火器。

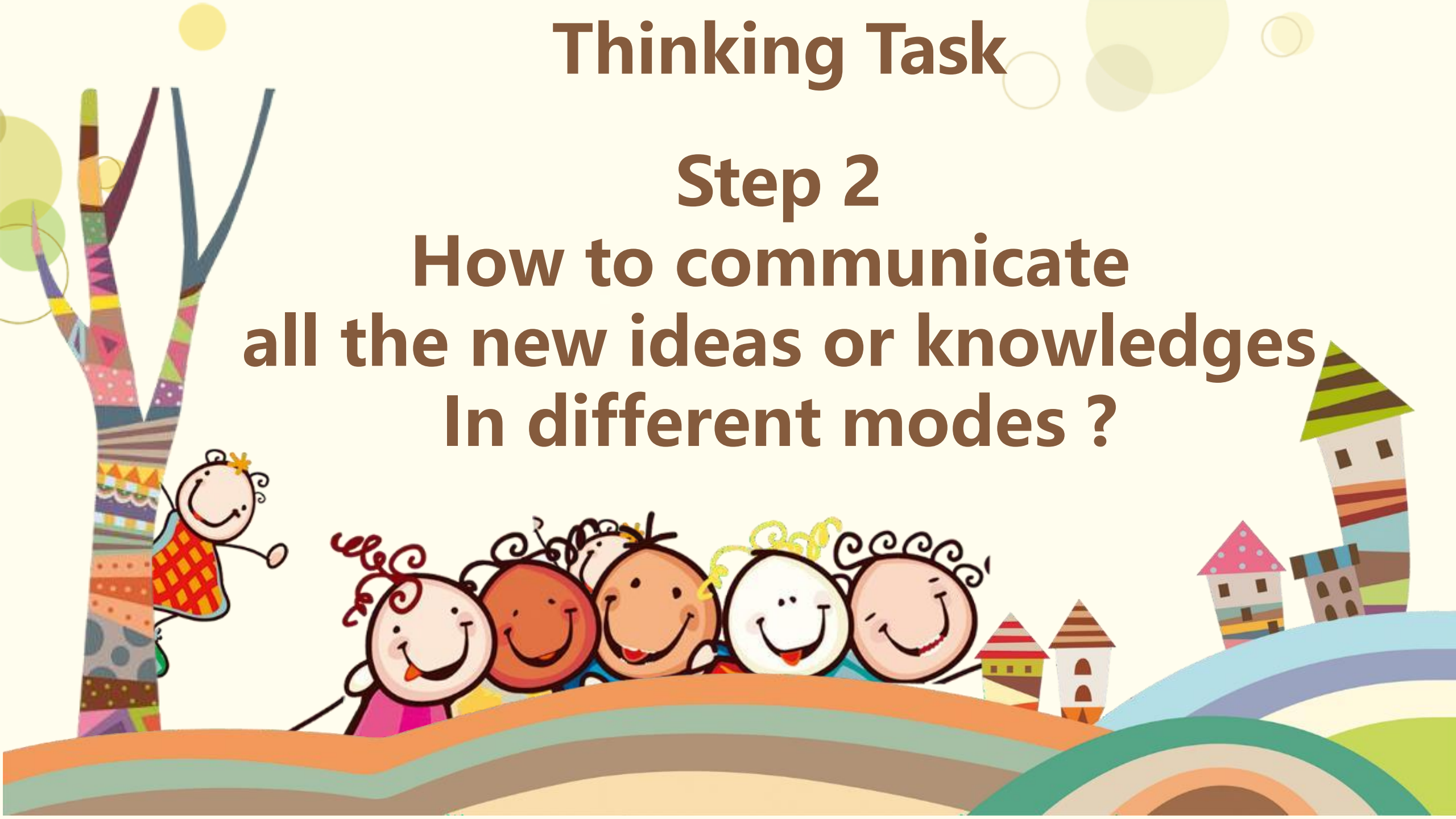
紅綠燈的紅燈。
實景圖照

還有嗎？
實景圖照

Thinking Task

Step 2

**How to communicate
all the new ideas or knowledges
In different modes ?**



一起進行「顏色聯想」遊戲，想一想，這些顏色會讓你想到什麼特定的物品？

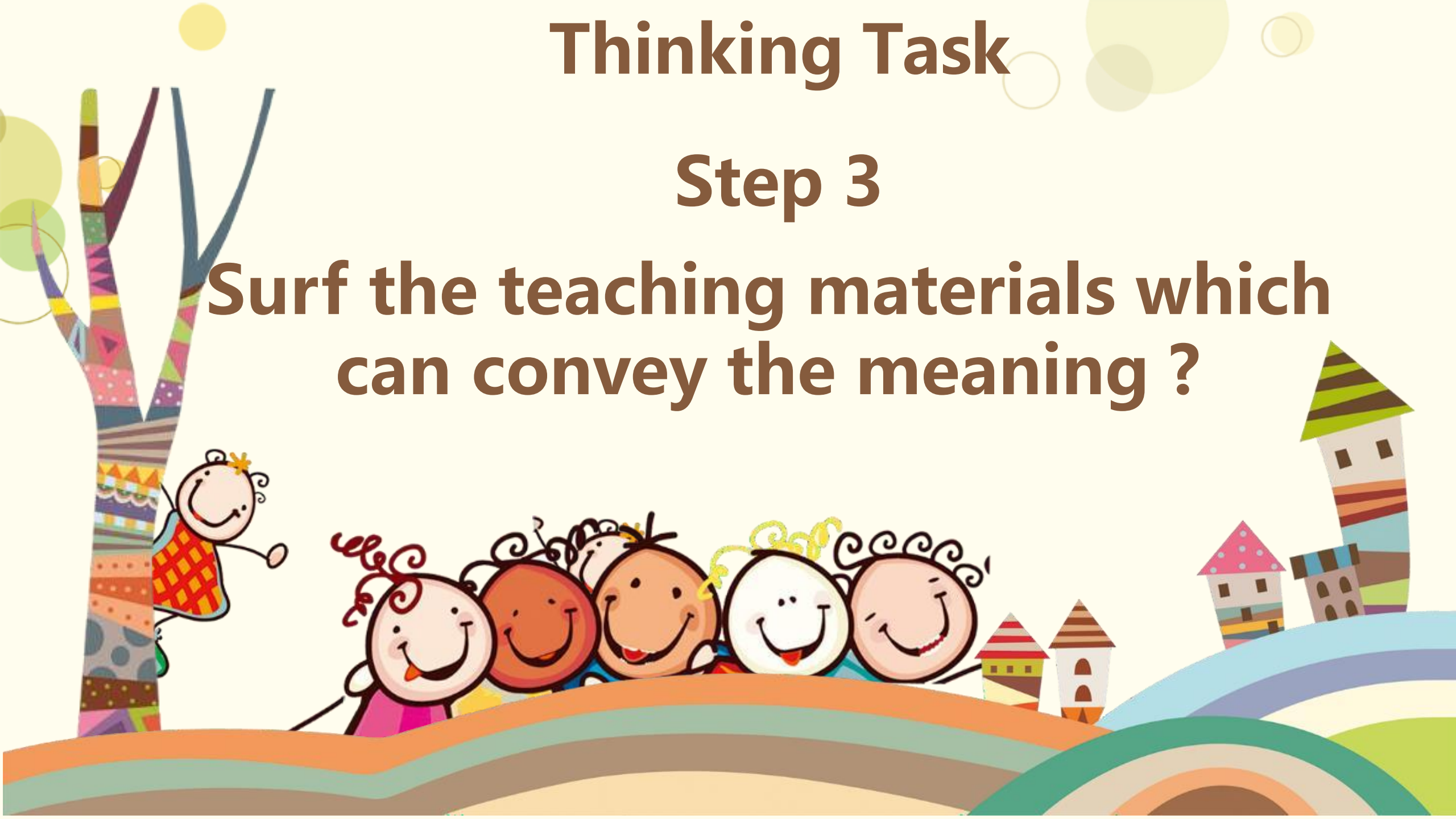
Use different modes to express the ideas and give examples for teachers and students



Thinking Task

Step 3

Surf the teaching materials which can convey the meaning ?



Thinking Task

Step 4

**Arrange the teaching process
and learning experience**



影片

一起進行「顏色聯想」遊戲，想一想，這些顏色會讓你想到什麼特定的物品？



Make a PPT to show the teaching and learning processes with multimodality strategy. And up load to the link or scan the Qr code.

<https://padlet.com/fr202516/ppt-with-multimodality-strategy-v9cltbiydchnwbbr>