


*Classroom English
And
All English Teaching Design
In Junior High Bilingual School*

A B C

Presented by Pei-Lan, Wang





王佩蘭 *Pei-Lan, Wang (Athena)*

**Keelung Jhengbin Elementary School
Principal**



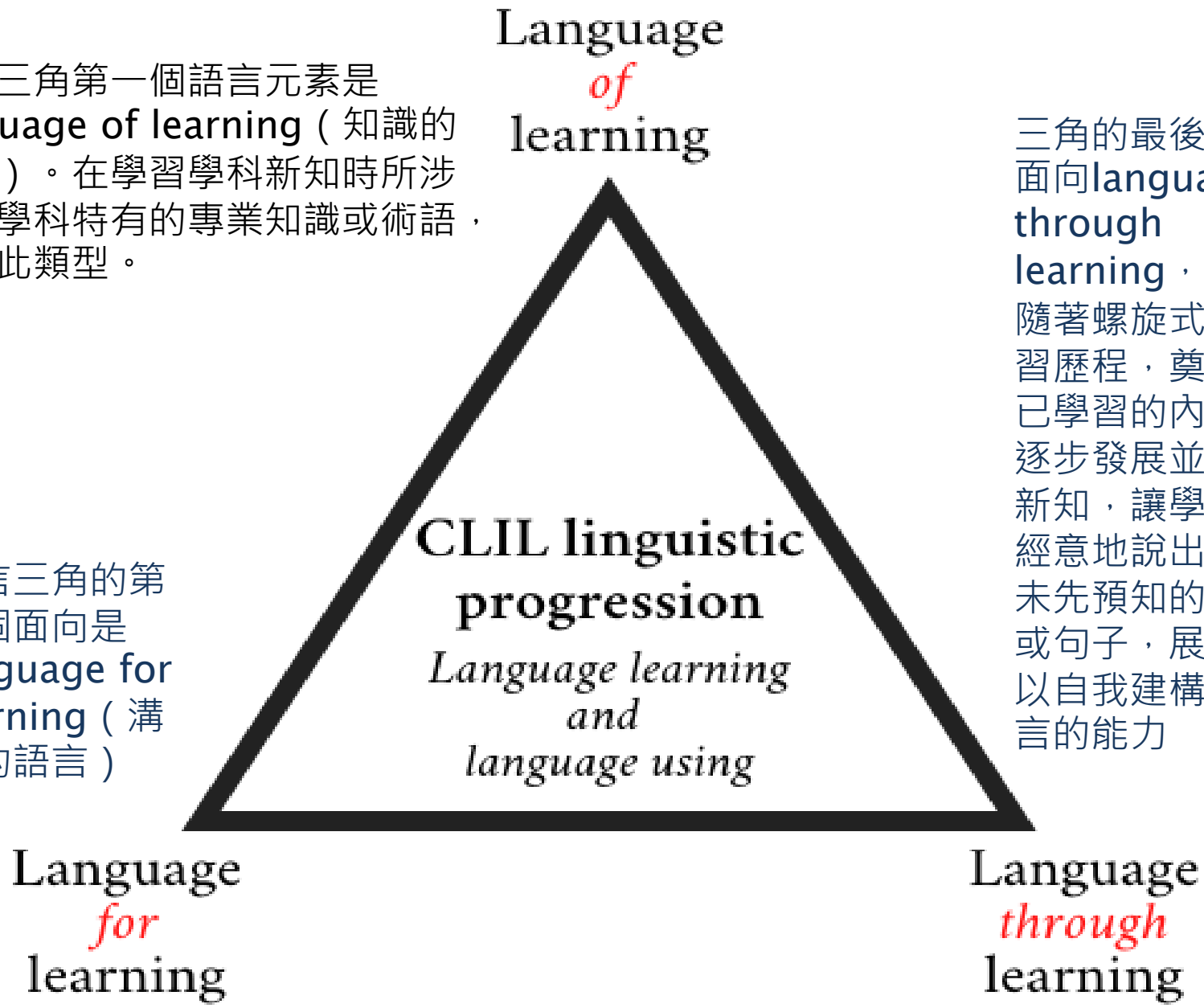
**Ph.D. National Taipei University of Education
Assistant Professor, Department of Education, NTUE.
Director, Keelung English Teaching Resource Center**



語言三角第一個語言元素是 language of learning (知識的語言) 。在學習學科新知時所涉及該學科特有的專業知識或術語，皆屬此類型。

語言三角的第二個面向是 language for learning (溝通的語言)

三角的最後一個面向 language through learning，就是隨著螺旋式的學習歷程，奠基於已學習的內容，逐步發展並習得新知，讓學生不經意地說出教師未先預知的單字或句子，展現可以自我建構新語言的能力



Teacher's Instruction
Content's key words
Or sentences



Language
of
learning

語言三角第一個語言元素是 language of learning (知識的語言)。在學習學科新知時所涉及該學科特有的專業知識或術語，皆屬此類型。

Design in advance



Classroom Languages
Functional Language for students on tasks

語言三角的第二個面向是 language for learning (溝通的語言)



三角的最後一個面向 language through learning，就是隨著螺旋式的學習歷程，奠基於已學習的內容，逐步發展並習得新知，讓學生不經意地說出教師未先預知的單字或句子，展現可以自我建構新語言的能力

Language
for
learning

Language
through
learning

(出自Coyle et al., 2010)



How to Develop Bilingual Curriculum and Teaching Processes?



Analyze subject content

Decide bilingual topic or unit

Arrange suitable language

Design teaching and learning activities



In the Classroom Who needs to speak English?



Teacher's Instruction

Student's response





In the Classroom Who needs to speak English?

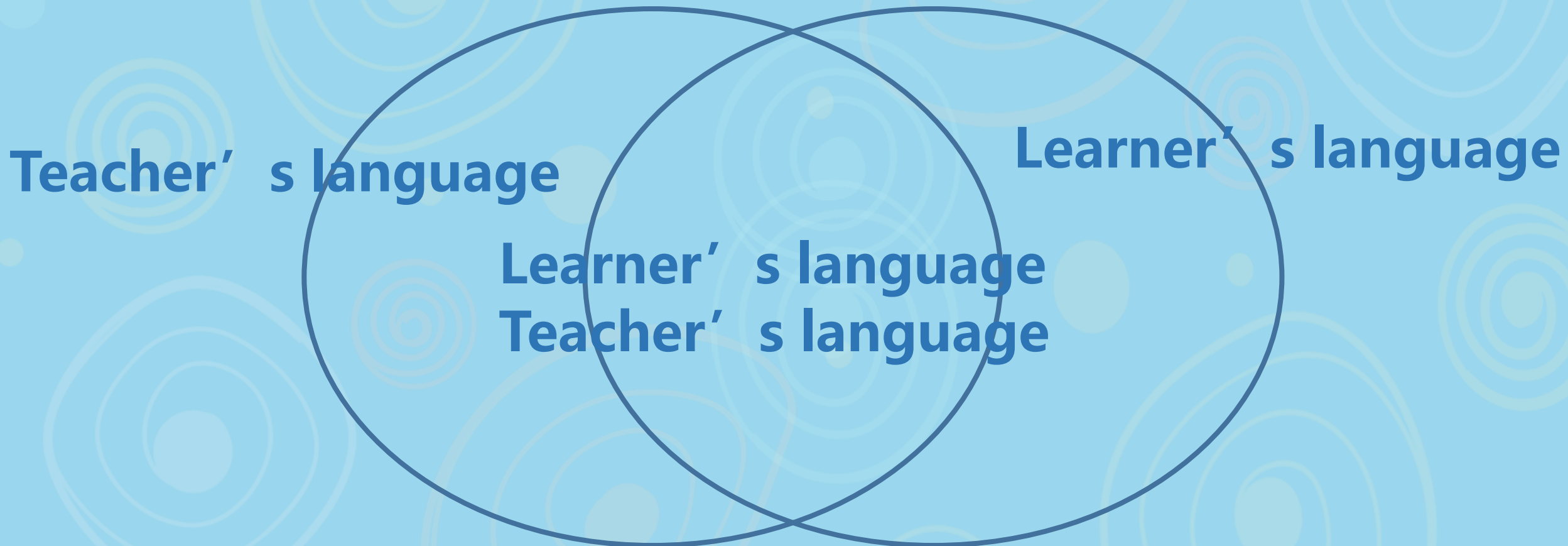


Students'
communicative
language in groups



01

Language Diagram



The language used in an English language classroom as part of the procedure,

Procedural Language
(Language for learning)
(Classroom English & Daily Talk)

greetings, asking permission, getting learners' attention, giving instructions, giving feedback, etc. It's usually used **repetitively**.



The language used in an English language classroom as part of the procedure,

Procedural Language
(Situational Context)

Think about the situations during your teaching process or classroom management.



01

Task 1



The language for

1 、 Greeting

2 、 Introduction,

3 、 Begin your class.

4 、 Register

Teacher VS students

項目 items	教室英語 classroom English
打招呼 Greeting	Hello, everyone.
	Good morning, everyone.
	Good afternoon, class.
	How are things with you?
	Are you feeling better today, _____?
	What a lovely/rainy/sunny/_____ day!
介紹 Introductions	My name is _____.
	Student: I'm class 101/_____.
	Teacher: I'm your homeroom/English teacher.
開始上課 Time to begin	It's time to begin, please be quiet.
	I think we can start now. Stop talking.
	Let' begin today's lesson.
	Stop talking and be quiet.
	Settle down now so we cant start.
	Now we can get down to work.
點名 Register	Who isn't here today?
	Who's absent today?
	What's the matter with Ann today?
	What's wrong with Ann today?

02

Task 2



The language for

1 、 Getting learners' attention

2 、 Classroom management

3 、 Sequencing

4 、 Supervision

Teacher VS students

Getting learners' attention

- Look at me.
- Eyes on me.
- Stand in a line.
- Attention, please.
- Listen! • (Clap hands)



項目 items	教室英語 classroom English
一般課程介紹 Common Instructions	Are you ready?
	Everybody, turn to page_____.
	Do you get it?
	Are you with me?
	Do you follow me?
	OK so far?
教室管理 Classroom Management 指導語	Open your book at page 15.
	I want you all to join in.
	All together now.
	Come out and write it on the board.
教室管理 Classroom Management 順序指導語 Sequencing	First/First of all
	After that/ then
	Next/ next one, please.
	For the last thing today.
	Who turn is it to read?
教室管理 Classroom Management 監控 Supervision	Stop talking.
	Look this way.
	Listen to what ___ is saying.
	Leave that down, please.
	Be careful

03

Task 3



The language for

1、 Asking for clarification


2、 Question & Response

3、 Encouragement and feedback

Teacher VS students


Asking for clarification

- Can you say that again, please?
- I don't understand. Can you help me?
- Can you explain it to me again, please?
 - Would you repeat it again, please?
- Can you speak it louder and slower, please?
 - Do you mean “yes” about this question?



Giving feedback

- Good job! 、 • Well done!
- Awesome! 、 • Brilliant! Excellent!
- Two thumbs up!
- Super! Super!
- Try again!



教室管理 Classroom Management 提問和回答 Questions & Response	Any questions? That's right. / You're got it.
	Who knows the answer?
	Louder, please.
	A full/complete sentence, please.
	Almost. Try again.
教室管理 Classroom Management 鼓勵和回饋 Encouragement feedback	That's interesting.
	That really is very kind of you.
	Don't worry about it.
	Have a go! Have another try.
	Good! Very good.
	Great stuff. Well done. You did a very good job.
	Fantastic. You've improved a lot.
	You're on the right line.
Good try, but not quite right.	

04

Task 4




The language for

- 1 、 Doing pair work
- 2 、 Having more time
- 3 、 Good bye

Teacher VS students

Doing pair work

- You first.
- Whose turn is it?
- You two in a group.
- You three are partners.



還有時間

Not Time to Stop

Just a moment, please.

Just a second. Wait for it.

There are still three minutes to go.

We still have a couple of minutes left.



Saying goodbye

- See you later, alligator.
- See you a while, crocodile.
 - See you tomorrow.
 - See you next week.
 - See you next time.
 - Let's call it a day.
 - Class dismissed!



The language used in an English language classroom as part of students' interaction and communication.

Functional Language
(Language for learning)



asking permission, getting attention, asking question giving feedback, etc. It's usually used **base on the task.**

The language used in an English language classroom as part of students' interaction and communication.

Functional Language



Think about the language of hand on task for students.
(What kinds of tasks will there be in your class?)

05

Task 5




Task 5:
Share the functional
English in the situation
below:

Students discuss in groups



Discuss in groups

- You first.
- Whose turn is it?
- Your turn, then my turn.
- You start first, and I'll follow you.
- Please repeat it again, thanks.
- Sorry, I can't understand.
 - This is my idea.



06

Task 6




Task 6:
Share the functional
English in the situation
below:

Students play games with classmates

Playing a game

- What are the rules of this guessing game?
How do we play?
- Can you tell me how to play (this game)?
 - How about playing a game?
 - What games do you like to play?



07

Task 7



学习方法

Task 7:
Share the functional
English in the situation
below:

Students do the presentation.

The language used in an English language classroom as part of the main content which students must learn

Target Language
(Language of learning)

subject knowledge and content. English skills,





*Thank you for being
an important person
for students in Taiwan*

