


國民小學生活領域全英語授課教案設計

領域	生活領域	設計者	謝宛容
實施年級	低年級	總節數	1
核心素養、學習重點 (含學習表現與學習內容)、學習目標對應情形			
核 心 素 養	總綱		
	領綱		
學 習 重 點	學習 表現		
	學習 內容		
學習目標			
教材來源			
教學活動內容		Teacher's and Students words	
<p>主題二:好聽的聲音</p> <p>一、準備活動:</p> <p>教師準備: 教學 PPT、聲音的學習單。</p> <p>二、發展活動: 生活中好聽的聲音</p> <p>1.使用 PPT 教學介紹課本 106-107 頁的地點, 並練習將地點套入句子中。</p> <p>地點:</p> <p>At night、At mountain、In school、On rainy days、In park、At home.</p> <p>句子:</p> <p><u> (地點) </u> I hear the sound of <u> </u> .</p> 		<p>T: Good morning.</p> <p>Today we are learning to the nice sound in life</p> <p>Turn to pages 106-107</p> <p>Look at this picture</p> <p>what did he say?</p> <p>S: (照課本句子朗讀)</p> <p>T:ho ~晚上 At night</p> <p>(At mountain / In school / On rainy days / In park / At home.)</p> <p>T: Great! The next challenge.</p> <p><u> (地點) </u> I hear the sound of <u> (聲音) </u> .</p> <p>Ok! Follow me</p> <p>S: <u> (地點) </u> I hear the sound of <u> (聲音) </u> .</p> <p>T: Great! The next challenge.</p> <p>At night I hear the sound of <u> 吱吱 </u> .</p> <p>Ok! Follow me</p> <p>S: At night I hear the sound of <u> 吱吱 </u> .</p> <p>T: Great! The next challenge.</p> <p>At mountain / In school / On rainy days / In park / At home I hear the sound of <u> (聲音) </u> .</p> <p>S: At mountain / In school / On rainy days / In park / At home I hear the sound of <u> (聲音) </u> .</p>	

2. 使用 PPT 教學介紹不同感受的念法,並練習套入句子中。

聲音感受: nice、noisy、terrible、gentle.

句子:

It's a (聲音感受) sound.



3. 播放不同地點的聲音,請學生閉上眼專心聆聽後說出聲音的地點與聆聽的感受。

教師引導學生書寫學習單,完成後請學生用英文發表內容。

學習單



地點:

At night、At mountain、In school、On rainy days、In park、At home.

聲音感受: nice、noisy、terrible、gentle.

句子:

 (地點) I hear the sound of _____.

中文回答聲音是怎麼來的。

It's a (聲音) sound.

若學生有不會唸的英文可以中文回答,教師再以英文引導。

T: Great! The next challenge.

How do you feel about this sound?

“Nice”、”noisy”、”terrible”、”gentle.”

“la~la~la~” It's a Nice sound?

S: Yes!

T: Great! It's a Nice sound.

Say again

S: It's a Nice sound.

Today let's close our eyes and listen carefully where the sound is ?

T: Great! The next challenge.

(makes a sound) It's a noisy / terrible / gentle sound?

S: Yes! It's a noisy / terrible / gentle sound.

T: Great! The final challenge.

(Send a worksheet)

Are you ready?

Close your eyes.

Listen carefully.

Please be quiet.

(Play sound)

Open your eyes and look at your worksheet.

 (地點) I hear the sound of _____.

Can you answer this question?

S: (answer.)

T: Why is there this sound

S: 中文回答

T: It's a (聲音感受) sound.

S: (answer.)

T: Great! Write on the worksheet

<p>4. 回家作業</p> <p>讓學生完成兩份學習單後，引導學生口頭回答學習單最後兩題，確定學生都能理解後指派回家作業。</p>	<p>T: Everyone is doing well. Homework is to draw noisy and terrible sounds on the worksheet. If you have any questions, you can raise your hand and ask the teacher.</p>
<p>評量方式 (評量內容與策略)</p>	<p>實作評量一(performant task1): 口頭發表 實作評量二(performant task2): 學習單 實作評量三(performant task3): 實作評量四 (performant task4) :</p>

國民小學英語文領域全英語授課教案設計

領域	英語文領域	設計者	李嘉茵
實施年級	低年級	總節數	
核心素養、學習重點 (含學習表現與學習內容)、學習目標對應情形			
核心素養	總綱		
	領綱		
學習重點	學習表現		
	學習內容		
學習目標			
教材來源			
教學活動內容		Teacher's and Students words	
<p>[活動二]</p> <p>1. 教師引導：用適當的方式說話也能讓生活中充滿好聽的聲音。</p> <p>2. 教師提問：根據上一節課學習單的內容，請學生發表哪些聲音讓我們感覺愉快？哪些聲音你覺得是好聽的聲音？什麼樣的說話聲音是你喜歡的或不喜歡的？為什麼？</p> <p>3. 學生說說自己喜歡聽到哪些聲音？</p> <p>(1) 大自然的聲音：青蛙叫聲、鳥叫聲、瀑布聲、蟬叫聲、雨聲。</p> <p>(2) 有旋律的聲音：街頭藝人唱歌、音樂等等。</p> <p>(3) 老師溫柔的說話聲、爸爸媽媽用好聽的聲音說故事給孩子聽</p> <p>4. 根據學生回家完成的學習單內容，請學生發表哪些是你不喜歡聽的聲音，聽了讓你感覺不舒服呢？</p> <p>(1) 太過大聲的聲音：吵架的聲音、用力關門聲、飛機飛過的聲音、火車行駛的聲音、同學嬉鬧大吼的聲音。</p> <p>(2) 太過刺耳的聲音：尖叫聲、喇叭聲、鞭炮聲、工地施工發出的聲音。</p> <p>5. 教師引導學生討論：教師拿出音量表並說明含義：【一格代表最小聲、五格代表最大聲。】</p>		<p>T: Speaking in a proper way can also fill your life with good sounds.</p> <p>T: According to the homework, Which sounds make us happy? Which sounds do you think are good? What kind of voice do you like or dislike? why?</p> <p>S: 學生拿出學習單，看圖回答問題。 I hear the sound of _____. It is a <u>good/nice</u> sound.</p> <p>I hear the sound of _____. It is a <u>bad/noisy/terrible</u> sound.</p> <p>Key words : Frog、Bird、Fall、Cicada、Rain、Sing、Music、Airplane、Train</p> <p>T: Everyone, this is a volume chart. One means</p>	

現在請學生依照音量表，想一想，在這些情況下，應該用幾格聲音來說話？

學生用手指頭比出一到五，代表音量表的一到五。教師詢問學生，情境一會用幾號音量，依此類推，情境二到四各會用幾號音量？請學生分組討論不同的情況下適當的說話音量。

情境一：求救時。

情境二：在交通工具上。

情境三：在博物館、美術館等展覽館參觀時。

情境四：需要引起別人注意時。

6. 老師分配每組演出的情境，學生可以討論不同的情境需要哪些演出角色，並提醒學生上台表演時：大聲說話、看觀眾、展現自己、別害羞、面帶微笑、動作大等。

情境一：同學跌倒受傷了，難過得哭了。

情境二：上課了，同學還在睡午覺，要怎麼叫他起床呢？

情境三：小組在比賽時輸了。

7. 試著使用適當的音量上臺模擬，在不同狀況下，怎樣的音量才是適當的。
8. 教師總結：在不同的地方、不同的情境，所使用的音量都不同，我們要學習在不同的情境下使用不同的音量來說話。

the smallest sound and five means loudest.

How many fingers will you use?

T: Are you ready?

GO~ The first is ____ (教師拿出情境字卡)

S: 學生自由回答。(用手指頭比)

T: Now we invite students to perform on stage.

Please louder, looking at your classmates, keep smile and don't be shy.

(教師拿出情境字卡)

S: 學生自由表演。

T: In different places and different situations, the volume used is different. We have to learn to use different volume to speak in different situations.

評量方式
(評量內容與策略)

實作評量一(performant task1):

實作評量二(performant task2):

實作評量三(performant task3):

實作評量四(performant task4):

國民小學英語文領域全英語授課教案設計

領域	英語文領域	設計者	谷耘
實施年級	低年級	總節數	
核心素養、學習重點 (含學習表現與學習內容)、學習目標對應情形			
核心素養	總綱		
	領綱		
學習重點	學習表現		
	學習內容		
學習目標			
教材來源			
教學活動內容		Teacher's and Students words	
<p>Unit 2 Nice sound</p> <p>Part 3-1 音樂中的聲音</p> <p>一、定義出生活中的聲音</p> <p>生活中有許多聲音都很好聽，你喜歡生活中的什麼聲音?比如說，老師喜歡小鳥唱歌的聲音(撥放 https://www.youtube.com/watch?v=2wIF6P4FaXw)，我也喜歡風吹樹葉的聲音(播放 https://www.youtube.com/watch?v=LiUUL0EeW-Q)，你喜歡什麼聲音呢?</p> <p>二、找出音樂中的聲音</p> <p>音樂家會把這些聲音加入他們創作的音樂中，(發下學習單)接下來我們會聽三首歌，請把歌曲中你聽到的聲音圈起來(指出第一題的位置)，最後請和我們分享你聽到的聲音。</p>		<p>T: In our daily lives, there are many wonderful sounds. What sound do you like? For example, I like the sound of birds sing. And the sound of wind blowing the leaves.</p> <p>What kind of sound do you like? Who can share with us?</p> <p>S: answer.</p> <p>T: Sometimes musicians add this beautiful sounds to the music they make. Can you tell what the sound is in this music?</p> <p>Please take one worksheet. I will play 3 songs, if you hear the sound you know, please circle it on worksheet. And latter share with us.</p>	

播放 Track 1 _The Whistle and His Dog

(播放附件音樂，若沒有則使用

<https://www.youtube.com/watch?v=PEdc1NAvSg4>)

三、分享結果

請小朋友分享在這首歌(第一首)中你聽到了什麼聲音?

當我們想要表示我聽到了什麼聲音，可以用下面這個句子表達：(練習此句型的八種聲音)

I hear the sound of birds sing

(手放在耳邊) (比小鳥動作)

【各種動物的叫聲】狗 bark/woof；海豚 click；
鴿子 coo；鴨 quack；大象 trumpet；蒼蠅 buzz；
青蛙 croak；山羊 bleat；鵝 cackle/gobble；母雞
cackle/cluck；豬 grunt；驢 bray；熊 growl；鳥
chirrup/hirp/tweet；貓 mew/meow；蟋蟀
chirp/creak；布谷鳥 coo/cuckoo；母牛
moo/low；駱駝 grunt；甲蟲 drone；蚊 whine

那我們來聽聽第二首曲子

播放 Track2 _Die Mühle im Schwarzwald

(播放附件音樂，若沒有則使用

<https://www.youtube.com/watch?v=BARdGsZlwIs>)

這首歌叫做[Windmill in The Forest]，在這首曲子中你聽到了什麼聲音?

(學生回答)

其他人也有聽到這個聲音嗎?

[play track_1]

T: The name of this song is [The Whistle and His Dog]. What sound did you hear in this song?

T: Before you start to share, I have some aid for you to share your idea. You can use the sentence “**I hear the sound of**”.

For example, I hear the sound of bird.

(手勢)

S: I hear the sound of bird.

T: I hear the sound of the wind.

S: I hear the sound of the wind.

(手指圖片)

T: Bugs (Whistle/ Waterwheel/ Cat/ water/ dog)

S: I hear the sound of Bugs (Whistle/ Waterwheel/ Cat/ water/ dog)

T: Very good! Let's back to track_1. What sound did you hear in the music?

S: I hear the sound of _____

T: now let's listen to track_2

[play track_2]

T: The name of this song is [Windmill in The Forest]. What sound did you hear in this song? You can use the sentence “**I hear the sound of**”.

S: answer.

T: very good! Has anyone else heard this voice?

那我們來聽聽第三首曲子

播放 Track3 _ Morgenstemning

(播放附件音樂，若沒有則使用

<https://www.youtube.com/watch?v=-rh8gMvzPw0>)

Part 3-2 生活中的音樂

一、找出適合音樂的活動

一天之中我們會做很多很多事情，我們起床，洗臉刷牙、來學校、早自習、上課、閱讀、運動、午休，午餐、打掃、下課、遊戲。

在這些活動中，有哪些是很適合加入音樂的呢？而你認為哪一種音樂比較適合呢？

(展示學習單活動 2)

請同學圈出適合一邊聽音樂一邊做的活動

二、適合的音樂種類

當我展示圖片時，如果你覺得適合一邊聽音樂一邊做，請你舉手

(播放投影片)



Wake up

(點一位同學)

請問你覺得這個活動/時間適合什麼種類的音樂？

有沒有人想到適合這個時候的歌呢？

三、結語

我們今天認識了很多很棒的聲音跟音樂，你最喜歡的是哪一種？

希望從今天開始大家都能夠享受聲中好聽的聲音

T: now let's listen to track_3

[play track_3]

T: The name of this song is [Morning Mood

]. What sound did you hear in this song?

You can use the sentence "I hear the sound of".

S: answer.

T: very good! Has anyone else heard this voice?

T: Every day we have many things to do. For example, we wake up in the morning, wash face and brush teeth. Which one do you think if we can do with music will be good?

And what kind of music is better?

T: Please check the worksheet, here is what we have to do every day. Which one do you think "if I can do this with music, it will be great".

Please circle it on your worksheet.

Now, I will show the picture. And ask you "do you want do this with music?". If you have circle this on your worksheet, please rise your hand.

T: do you want do wake up with music?

If you want, please rise your hand.

(

T: Tim, what kind of music do you think is suitable for "wake up" time?

S: answer


T: Does anyone think of a suitable song?

S: answer

T: We have met a lot of great sounds and music today. Which one do you like best?

S: answer

	T: I hope everyone can enjoy the nice sound from today
<p>評量方式 (評量內容與策略)</p>	<p>實作評量一(performant task1): 實作評量二(performant task2): 實作評量三(performant task3): 實作評量四 (performant task4) :</p>



生活中好聽的聲音

NICE SOUNDS IN LIFE



Name: _____

Class: _____

At night



我_們自_己家_露營_時，
晚_上會_聽到_青蛙_叫聲_。

At mountain,



全_家去_爬山_時，
我_聽到_瀑布_聲和_鳥叫_聲。



In school,



我_在學_校聽_過蟬_叫聲_。

I hear the sound of _____

呱呱

It's a _____ sound



nice



nice



noisy



terrible



gentle

On rainy days,



下_雨時_，滴_滴
答_答的_雨聲_很
好_聽。



I hear the sound of _____

It's a _____ sound



noisy



terrible



生活中好聽的聲音



NICE SOUNDS IN LIFE

Name: _____

Class: _____

我^們在^公園^聽過^街頭^藝人^唱歌^的聲^音。

In park,

我^們家^吃飯^時，
姐^姐會^播音^樂。

At home,

老^師說^話的^聲音^很溫^柔。

In school,

I hear the sound of _____

啦~啦啦~

It's a _____ sound

nice

nice noisy terrible gentle

爸^爸會^用好^聽的^聲音^說故^事。

At home,

I hear the sound of _____

It's a _____ sound

noisy

terrible

Unit 2 Nice sound

Class: _____ Name: _____ Number: _____


Part1 Sound in music

♪ Sometimes musicians add some beautiful sounds to the music they make. Can you tell what the sound is in this music? Please circle it and share with us.

If you want to tell us the sound you hear, you can use this sentence:

In this music, I hear the sound of _____.

Track 1 _The Whistle and His Dog



Wind



Bugs




Bird



Whistle



Waterwheel



Cat



River /water



Dog

Track 2_ Die Mühle im Schwarzwald (Windmill in The Forest)



Wind



Bugs




Bird



Whistle



Waterwheel



Cat




River /water



Dog

Track 3_Morgenstemning (morning mood)



Wind



Bugs



Bird



Whistle



Waterwheel



Cat



River flowing



Dog

Part2 Music in life

♪ Here is what we have to do every day. Which one do you think “if I can do this with music, it will be great”.

Please circle it on your worksheet.



Wake up



Brush teeth



Go to school



Clean up



Have a meal



Reading



Exercise



Play




Sleep



Attend class



Watch TV



Talk to other

