

國民小學英語文領域全英語授課教案設計

領域	生活領域	設計者	甘馥承 孫宏毅
實施年級	低年級	總節數	
核心素養、學習重點 (含學習表現與學習內容)、學習目標對應情形			
教材來源	<p>警察車：  <a href="https://www.youtube.com/watch?v=Zodc9i_fhMI&amp;list=PLKY9SZPhGHp14biRNdPWabq8QwCVGC2SF&amp;index=1">https://www.youtube.com/watch?v=Zodc9i_fhMI&amp;list=PLKY9SZPhGHp14biRNdPWabq8QwCVGC2SF&amp;index=1</a></p> <p>消防車：  <a href="https://www.youtube.com/watch?v=qOzMqrG1IMs&amp;list=PLKY9SZPhGHp14biRNdPWabq8QwCVGC2SF&amp;index=2">https://www.youtube.com/watch?v=qOzMqrG1IMs&amp;list=PLKY9SZPhGHp14biRNdPWabq8QwCVGC2SF&amp;index=2</a></p> <p>救護車：  <a href="https://www.youtube.com/watch?v=jVegYci5_RA&amp;list=PLKY9SZPhGHp14biRNdPWabq8QwCVGC2SF&amp;index=3">https://www.youtube.com/watch?v=jVegYci5_RA&amp;list=PLKY9SZPhGHp14biRNdPWabq8QwCVGC2SF&amp;index=3</a></p> <p>鳥叫聲：  <a href="https://www.youtube.com/watch?v=DMTQYY_loSU&amp;list=PLKY9SZPhGHp14biRNdPWabq8QwCVGC2SF&amp;index=6">https://www.youtube.com/watch?v=DMTQYY_loSU&amp;list=PLKY9SZPhGHp14biRNdPWabq8QwCVGC2SF&amp;index=6</a></p> <p>溪水聲：  <a href="https://www.youtube.com/watch?v=qxwuqO9uOKs&amp;list=PLKY9SZPhGHp14biRNdPWabq8QwCVGC2SF&amp;index=5">https://www.youtube.com/watch?v=qxwuqO9uOKs&amp;list=PLKY9SZPhGHp14biRNdPWabq8QwCVGC2SF&amp;index=5</a></p> <p>學校鐘聲：  <a href="https://www.youtube.com/watch?v=N8Rh854U3H0&amp;list=PLKY9SZPhGHp14biRNdPWabq8QwCVGC2SF&amp;index=4">https://www.youtube.com/watch?v=N8Rh854U3H0&amp;list=PLKY9SZPhGHp14biRNdPWabq8QwCVGC2SF&amp;index=4</a></p>		
教學活動內容		Teacher's and Students' words	
<p>一、引起動機</p> <p>1. 全班坐正於自己位置上，閉上眼睛，聽聽看你現在聽到那些聲音?先想在心裡。</p> <p>2. 師問：剛剛聽到了那些聲音呢?          學生：電風扇的聲音、鳥叫聲、樹葉的聲音、車子聲音、隔壁班的聲音、窗簾的聲音.....</p> <p>二、發展活動</p> <p>1. 聽聽生活中的聲音，將聽到的聲音依序畫在格子裡。(What do you hear? Please draw it down )</p>		<p>T: Hello everyone. Today we're going to learn sounds. Let's close your eyes, and listen. Don't talk, just listen.</p> <p>T: What do you hear?          T: What else?          T: Any other?</p> <p>T: Now, we are going to listen to some sounds.          T: What do you hear? Please draw it on the worksheet.</p>	

警察車：

[https://www.youtube.com/watch?v=Zode9i\\_fhMI&list=PLKY9SZPhGHp14biRNdPWabq8QwCVGC2SF&index=1](https://www.youtube.com/watch?v=Zode9i_fhMI&list=PLKY9SZPhGHp14biRNdPWabq8QwCVGC2SF&index=1)

消防車：

<https://www.youtube.com/watch?v=qQzMqrG1IMs&list=PLKY9SZPhGHp14biRNdPWabq8QwCVGC2SF&index=2>

救護車：

[https://www.youtube.com/watch?v=jVegYcI5\\_RA&list=PLKY9SZPhGHp14biRNdPWabq8QwCVGC2SF&index=3](https://www.youtube.com/watch?v=jVegYcI5_RA&list=PLKY9SZPhGHp14biRNdPWabq8QwCVGC2SF&index=3)

鳥叫聲：

[https://www.youtube.com/watch?v=DMTQYY\\_loSU&list=PLKY9SZPhGHp14biRNdPWabq8QwCVGC2SF&index=6](https://www.youtube.com/watch?v=DMTQYY_loSU&list=PLKY9SZPhGHp14biRNdPWabq8QwCVGC2SF&index=6)

溪水聲：

<https://www.youtube.com/watch?v=qxwugO9uOKs&list=PLKY9SZPhGHp14biRNdPWabq8QwCVGC2SF&index=5>

學校鐘聲：

<https://www.youtube.com/watch?v=N8Rh854U3H0&list=PLKY9SZPhGHp14biRNdPWabq8QwCVGC2SF&index=4>

a police car

a fire truck

an ambulance

birds

river

school's bell

2. 教師指導問句及回答句。

what do you hear?(學生回中文，教師利用圖卡指導英語單字，請生跟讀)

I hear the sound of a police car.

3. 學生撕下 police car 貼紙，貼到自己的圖畫下面。以此類推。
4. 依序將其他五個聲音詢問完成，同時指導單字及句子。
5. 師說：生活中有很多聲音，他們給人不一樣的感覺(feel)，有的聲音讓人覺得開心，這是好的聲音(nice sound)；有的聲音令人不舒服，這是不好的聲音(bad sound)。

T: What do you hear?

T: You can say, "I hear the sound of a police car.

T: Then you can take the sticker and post it under the picture. (Teacher demonstrates.)

T: What about this one?

T: Good! Now we have many sounds here.

T: But, some sounds around us are nice sounds, and some sounds are bad sounds.

T: What's a nice sound?

T: If we feel nice when we hear the sound, it's a nice sound, and when we feel bad, it's a bad sound. Okay?

6. Are they good sounds or bad sounds?

7. 同時請學生將 police car 裡的笑臉或哭臉塗色。(笑臉代表 good sound, 哭臉代表 bad sound)

### 三、綜合活動

請學生上台發表剩下的五個聲音，使用句型  
I hear the sound of \_\_\_\_\_. It's a \_\_\_\_\_  
sound. 因為.....

T: Now we have these sounds, are they nice or bad? Someone may think the sound of a police car is a nice sound, someone may think it's a bad sound, it's both okay.

Please color the face on your worksheet. If it's a nice sound, color here. If it's a bad sound, color here. (Teacher demonstrates.)













T: Okay, everyone is done. Does anyone want to share?

T: When you share your idea, you can say, "I hear the sound of \_\_\_\_\_. It's a \_\_\_\_\_ sound. 因為 you can say your feeling in English or in Chinese. It's both okay.



T: Let's practice together. "I hear the sound of a police car. It's a bad sound because there may be bad people here. Or you can say, 因為可能有壞人

 Listen ! What's the sound?



I hear the sound of \_\_\_\_\_.

It's a (good  / bad  ) sound.

