




How to Plan a Teaching Project

(Life Curriculum)
(Where is the wind?)



A B C

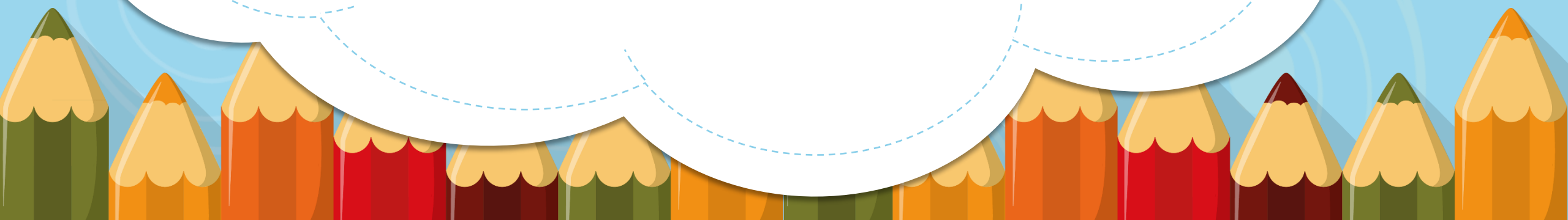

Presented by Pei-Lan, Wang





Unit 1

Where is the wind?






Step1:

Content Aims and pre-experiences

The aims about text (how many periods)

The final task for the text

The ideas or knowledge they already know



1

風在哪裡

頁面朗讀

風來了，你怎麼知道？快到校園找一找，風在哪裡？你有什么發現？

影片

哇！樹下的落葉被風吹跑了。

噓……你聽！那是風吹葉子的聲音嗎？

快看，風車轉得好快啊！

風吹過來，花好香啊！

頁面朗讀

天上的白雲跑得好快，是風吹的嗎？

風好大，國旗在飄，讓我想到曾經看過的鯉魚旗。



風吹過來，好涼快呵！

我喜歡騎著車去兜風，好舒服呀！



不同的風帶給你有什么特別的经历或感受？



風好大，晾在陽臺的毛巾都被吹下來了。



風把沙子吹進我的眼睛了！



中秋節鄰居在烤肉，吹過來的風有烤肉的香味。



蒲公英種子隨著風飛起來，好美！



高鐵進站時，風好大！



微風吹來，風鈴叮叮當當響，真好聽！



有一次颱風來，我看到雨被風吹得好斜。



頁面朗讀

風兒吹過來，讓我們一起隨著音樂擺動吧！

風兒吹過來

稍快板

演唱

伴唱

示範

演示

張慶三 填詞
英國民歌

風兒吹過來，風兒吹過來。

在這裡呀，在那裡呀，風兒吹過來。



① 敲奏



② 搖奏



還可以加上樂器，使歌曲更豐富！



頁面朗讀

你想把風兒改成什麼風呢？試著改變聲音大小，增加動作，使歌曲更有趣！



小風吹過來！

大風吹過來！



還有什麼樣的風呢？



你^ひ覺^ひ得^え風^に會^え是^は什^な麼^も樣^や子^こ？ 試^し試^し看^み用^ひ身^み體^た表^は現^し出^し不^お同^な的^な風^に。



你^ひ演^あ風^に兒^こ， 我^わ扮^は小^こ草^{くさ}， 一^い起^っ表^は現^し風^に吹^ふ過^へ來^き的^な樣^や子^こ！



微^こ風^{かぜ}吹^ふ過^へ來^き，
好^す舒^し服^{ふく}呀^や！

風^{かぜ}好^す大^お嘖^{おん}！ 我^わ快^は要^い被^は吹^ふ斷^た了^し！



Step2:

Language Aims and pre-experiences

The aims about language learning : 4 skills

Key vocabularies for the topic

The vocabularies and patterns they already know for the topic





Discuss the learning activities

Think about the final task

Find different resources for the topic, not only through language.

Design some materials or worksheets





Arrange the learning processes

The order of activities

Teaching strategies

The assessment



The language used in an English language classroom as part of the procedure,


Procedural Language

greetings, asking permission, getting learners' attention, giving instructions, giving feedback, etc. It's usually used **repetitively**.



02

Thinking Time

A cartoon illustration of a young boy with brown hair, wearing a light blue button-down shirt and dark blue pants. He is standing on the left side of the frame, pointing his right hand towards a green speech bubble. The background is light blue with faint, concentric circular patterns.

What's the Procedural Language
in this class?

Can we spiral all the languages in
other classes?

Ex: English Class, or Other classes.

The language used in an English language classroom as part of students' interaction and communication.


Functional Language



asking permission, getting attention, asking question giving feedback, etc. It's usually used **base on the task.**

02

Thinking Time

A cartoon illustration of a young boy with brown hair, rosy cheeks, and a blue button-down shirt. He is holding a yellow pencil and pointing it towards a green speech bubble. The background is light blue with faint circular patterns.

What's the functional languages for students' in this class?

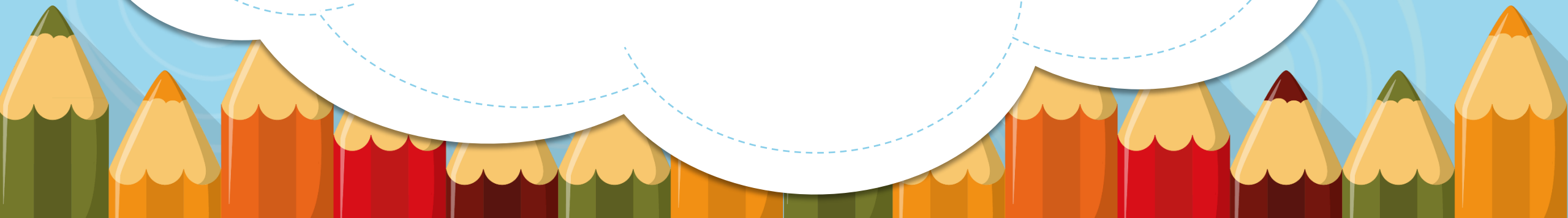

Can we spiral all the languages in other classes?

Ex: English Class, or Other classes.



Unit 2

What can the wind do?






Step1:

Content Aims and pre-experiences

The aims about text (how many periods)

The final task for the text

The ideas or knowledge they already know





風會做什麼

頁面朗讀

有些風會帶來麻煩，遇到不同的狀況時，要怎麼辦呢？

影片

風太大，怎麼做才能把教室的門固定呢？

我們教室門後的磁鐵吸不住了嗎？

我想拿椅子擋住門。



教室的門可以被牆上的磁鐵吸住，門就不容易被風吹動了。

隔壁教室是在門把上加繩子，固定在牆上。

風大時，我可以把門關起來嗎？

啊！

頁面朗讀

生活中你還看過風帶來哪些麻煩？
大家怎麼解決這些問題呢？



商店門口口的布條被風吹得亂飄，看不清楚上面寫了什麼。



我家附近的商店，會在布條下掛兩瓶礦泉水，是不是也是為了要固定？



我家樓下商店直接在布條下加繩子固定在兩邊，布條就不會亂飄了。

所以一掛重的東西就可以了嗎？

頁面朗讀

啊！你的帽子飛走了！

要怎麼做，才不會讓帽子被風吹走呢？



媽媽會在帽子上加鬆緊帶，就不怕帽子被風吹走了！

還有其他方法嗎？

我會壓住帽子。



頁面朗讀

有_ㄟ時_ㄟ候_ㄟ風_ㄟ是_ㄟ我_ㄟ們_ㄟ的_ㄟ好_ㄟ朋_ㄟ友_ㄟ， 想_ㄟ一_ㄟ想_ㄟ， 風_ㄟ可_ㄟ以_ㄟ幫_ㄟ我_ㄟ們_ㄟ做_ㄟ什_ㄟ麼_ㄟ事_ㄟ呢_ㄟ？ 影片



風_ㄟ很_ㄟ大_ㄟ時_ㄟ， 衣_ㄟ服_ㄟ很_ㄟ快_ㄟ被_ㄟ吹_ㄟ乾_ㄟ了_ㄟ。



柿_ㄟ餅_ㄟ也_ㄟ是_ㄟ被_ㄟ風_ㄟ吹_ㄟ乾_ㄟ的_ㄟ。



我_ㄟ和_ㄟ家_ㄟ人_ㄟ在_ㄟ河_ㄟ濱_ㄟ散_ㄟ步_ㄟ， 風_ㄟ吹_ㄟ過_ㄟ來_ㄟ好_ㄟ舒_ㄟ服_ㄟ！



我_ㄟ看_ㄟ過_ㄟ風_ㄟ吹_ㄟ乾_ㄟ米_ㄟ粉_ㄟ。

頁面朗讀



很_ㄟ熱_ㄟ時_ㄟ， 吹_ㄟ電_ㄟ風_ㄟ扇_ㄟ很_ㄟ涼_ㄟ快_ㄟ！



有_ㄟ風_ㄟ時_ㄟ， 我_ㄟ喜_ㄟ歡_ㄟ去_ㄟ公_ㄟ園_ㄟ放_ㄟ風_ㄟ箏_ㄟ。



風_ㄟ大_ㄟ時_ㄟ， 風_ㄟ車_ㄟ轉_ㄟ得_ㄟ好_ㄟ快_ㄟ！ 好_ㄟ好_ㄟ玩_ㄟ！



洗_ㄟ完_ㄟ頭_ㄟ髮_ㄟ， 我_ㄟ用_ㄟ吹_ㄟ風_ㄟ機_ㄟ吹_ㄟ乾_ㄟ頭_ㄟ髮_ㄟ。

頁面朗讀

聽聽看看大家的分享，你發現我們在生活中會怎麼運用風？可以怎麼分類呢？

我在海邊看過很大的風車，爸爸說那可以發電。

我可以和風玩什麼呢？

我看過有人玩飛行傘，好像小鳥在天上飛！

頁面朗讀

我在電視上看過有人玩帆船。

你們還有什麼發現呢？

最後那一類是「其他類」嗎？





Step2:

Language Aims and pre-experiences

The aims about language learning : 4 skills

Key vocabularies for the topic

The vocabularies and patterns they already know for the topic





Discuss the learning activities

Think about the final task

Find different resources for the topic, not only through language.

Design some materials or worksheets





Arrange the learning processes

The order of activities

Teaching strategies

The assessment




The language used in an English language classroom as part of the procedure,

Procedural Language

greetings, asking permission, getting learners' attention, giving instructions, giving feedback, etc. It's usually used **repetitively**.



Thinking Time



What's the Procedural Language in this class?

Can we spiral all the languages in other classes?

Ex: English Class, or Other classes.

The language used in an English language classroom as part of students' interaction and communication.


Functional Language



asking permission, getting attention, asking question giving feedback, etc. It's usually used **base on the task.**

02


Thinking Time

A cartoon illustration of a young boy with brown hair, rosy cheeks, and a blue button-down shirt. He is holding a yellow pencil and pointing it towards a green speech bubble. The background is light blue with faint circular patterns.

What's the functional languages for students' in this class?

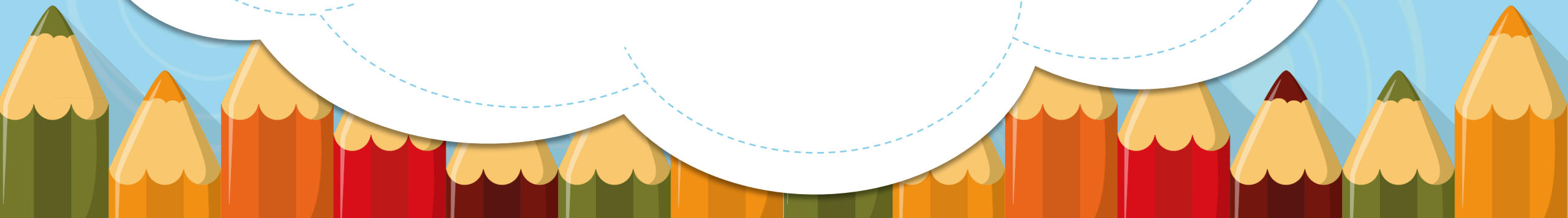
Can we spiral all the languages in other classes?

Ex: English Class, or Other classes.



Unit 3

Play with the wind.






Step1:

Content Aims and pre-experiences

The aims about text (how many periods)

The final task for the text

The ideas or knowledge they already know





和風一起玩

頁面朗讀

風會做好多事，我們還可以和風玩遊戲。你知道有哪些玩具需要風才能玩呢？和同學一起分享吧！



風來了，風箏線可以放長一點！

哇！滾好快呀！

風力玩具

頁面朗讀

我現在示範風陀螺的玩法。



我也想做做看……。

我想知道要怎麼吹，才能往前移動呢？

不知道風陀螺會不會很難做？

你₃知₁道₂風₁陀₂螺₃怎₁麼₂做₃嗎₁? 要₁怎₂麼₃設₁計₂圖₃案₁呢₂? 動₁手₂做₃做₁看₂!



你₃也₁可₂以₃試₁試₂看₃

美勞教學

美勞教學



準₁備₂材₃料₁和₂工₃具₁。



剪₁下₂附₃件₁的₂圖₃樣₁， 畫₂上₃喜₁歡₂的₃圖₁案₂並₃上₁色₂。



沿₁著₂附₃件₁上₂的₃線₁剪₂到₃中₁心₂點₃。



再₁沿₂著₃圖₁樣₂圖₃外₁圈₂的₃線₁剪₂開₃。



將₁剪₂開₃的₁兩₂端₃黏₁起₂來₃。




外₁圈₂剪₃開₁處₂朝₃同₁方₂向₃摺₁疊₂， 就₃完₁成₂了₃。

你₃的₁風₂陀₃螺₁和₂同₃學₁的₂有₃什₁麼₂不₃一₁樣₂? 吹₁吹₂看₃， 風₁陀₂螺₃轉₁起₂來₃了₁嗎₂?



如₁果₂扇₃葉₁朝₂另₃外₁一₂個₃方₁向₂摺₃疊₁， 會₂怎₃麼₁樣₂呢₃?



要₁怎₂麼₃吹₁， 才₂會₃轉₁得₂又₃快₁又₂穩₃呢₁?



如₁果₂外₃圈₁不₂摺₃疊₁， 能₂轉₃動₁嗎₂?

除₁了₂風₃陀₁螺₂， 你₃還₁想₂做₃哪₁種₂風₃力₁玩₂具₃呢₁?



「龍捲風」也是風力玩具，你可以動手做做看！



龍捲風

龍捲風有^レ哪^レ些^レ形^レ狀^レ呢^レ？

畫^レ什^レ麼^レ圖^レ案^レ好^レ呢^レ？

要^レ怎^レ麼^レ固^レ定^レ呢^レ？



你^レ也^レ可^レ以^レ試^レ試^レ看^レ

美勞教學



準^レ備^レ材^レ料^レ和^レ工^レ具^レ。



在^レ附^レ件^レ卡^レ紙^レ上^レ設^レ計^レ圖^レ案^レ。



沿^レ線^レ剪^レ下^レ卡^レ紙^レ。(也^レ可^レ以^レ剪^レ下^レ，再^レ設^レ計^レ圖^レ案^レ)



用^レ筆^レ在^レ中^レ心^レ鑽^レ洞^レ。



將^レ棉^レ線^レ穿^レ過^レ洞^レ中^レ，並^レ用^レ膠^レ帶^レ固^レ定^レ。



將^レ棉^レ線^レ另^レ一^レ端^レ綁^レ在^レ竹^レ筷^レ上^レ，就^レ完^レ成^レ了^レ。

一^レ起^レ欣^レ賞^レ你^レ和^レ同^レ學^レ做^レ的^レ龍^レ捲^レ風^レ吧^レ！



你^レ做^レ的^レ形^レ狀^レ和^レ我^レ的^レ不^レ一^レ樣^レ。

可^レ以^レ做^レ成^レ三^レ角^レ形^レ的^レ龍^レ捲^レ風^レ嗎^レ？



拿著做好玩的玩具，
和風一起玩吧！

影片

一年三班

拿著龍捲風快跑，
龍捲風飛起來了。

放在窗檯邊，
讓風吹。

風來了，龍
捲風轉得好
快呵！

跑愈快，風車
轉得愈快！

我做的龍捲風轉
起來很漂亮！

龍捲風很好玩，
我要帶回家和弟
弟一起玩。



Step2:

Language Aims and pre-experiences

The aims about language learning : 4 skills

Key vocabularies for the topic

The vocabularies and patterns they already know for the topic





Discuss the learning activities

Think about the final task

Find different resources for the topic, not only through language.

Design some materials or worksheets





Arrange the learning processes

The order of activities

Teaching strategies

The assessment




The language used in an English language classroom as part of the procedure,

Procedural Language

greetings, asking permission, getting learners' attention, giving instructions, giving feedback, etc. It's usually used **repetitively**.



Thinking Time



What's the Procedural Language in this class?

Can we spiral all the languages in other classes?

Ex: English Class, or Other classes.


The language used in an English language classroom as part of students' interaction and communication.

Functional Language



asking permission, getting attention, asking question giving feedback, etc. It's usually used **base on the task.**

Thinking Time

A cartoon illustration of a young boy with brown hair, rosy cheeks, and a blue button-down shirt. He is pointing his right hand towards a green speech bubble. The background is light blue with faint circular patterns.

What's the functional languages for students' in this class?

Can we spiral all the languages in other classes?

Ex: English Class, or Other classes.



*Thank you for being
an important person
for students in Taiwan*